MEGMEET

PV & ESS & EV Charging Solution

SHENZHEN MEGMEET ELECTRICAL CO., LTD.

FOLLOW US

Power Solutions

Charging Station Solution

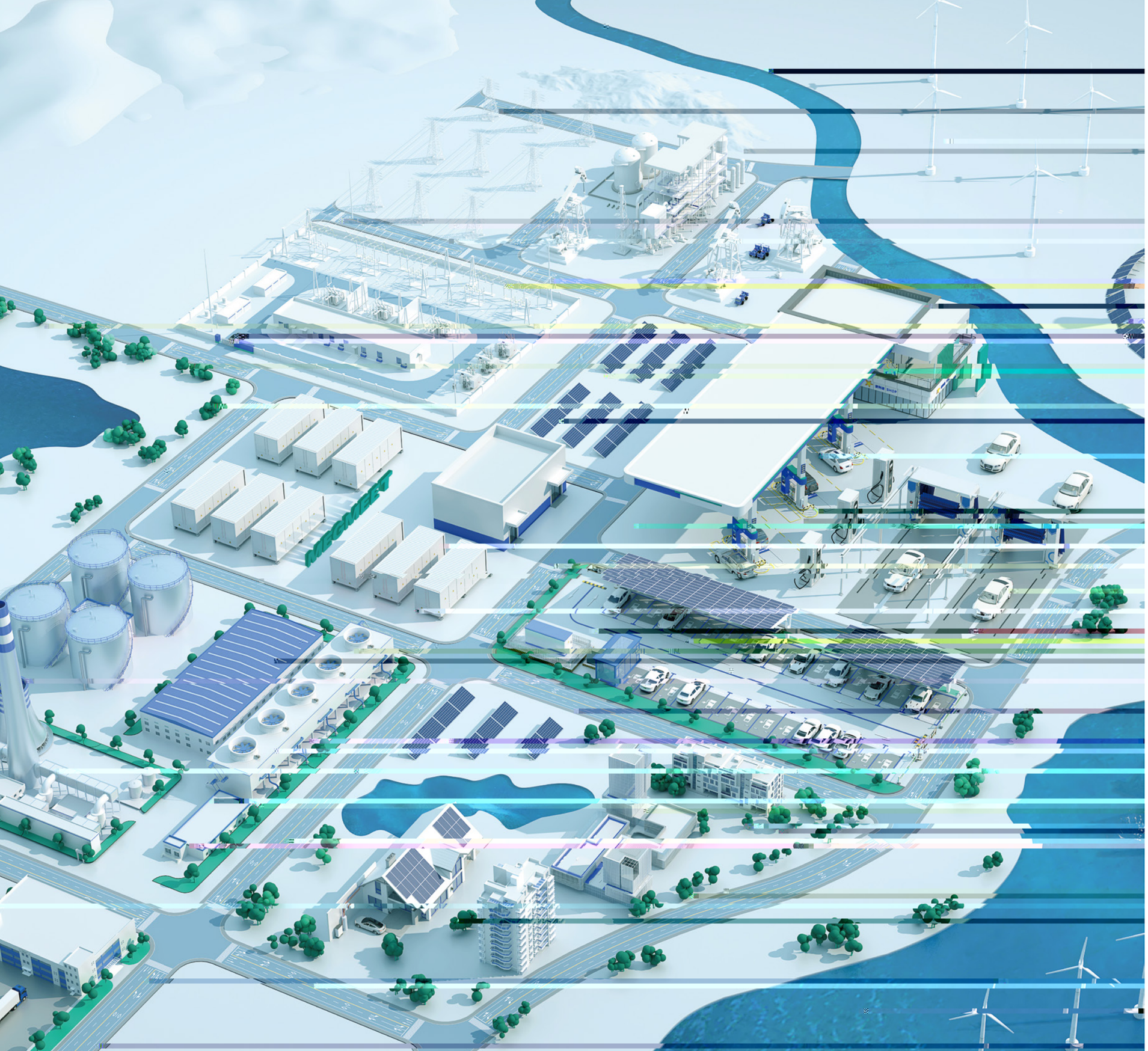

Contents

01-14 Charger

15-28 Charging Module

29-31 Charger Components

32 R&D Capability

33-34 Manufacturing Capacity

Super Fast Charging Stations
SFC 30

Universal compatibility

Smart connectivity

Safe & reliable

Efficient & convenient

AC Input	
	⩾
DC Output	
	⩽
	⩽
	⩾
	⩽
Working Environment Conditions	
	⩽
Function	
Appearance	

Super Fast Charging Stations
SFC 40

AC Input	
	> >
DC Output	
	⩽
	⩽ >
	⩾
	⩽
Working Environment Conditions	
	⩽
Function	
Appearance	

Super Fast Charging Stations
SFC 60

AC Input	
	⩾
DC Output	
	⩽
	⩽
	⩾
	<
Working Environment Conditions	
	⩽
Function	
Appearance	

Super Fast Charging Stations
SFC 60 to 180

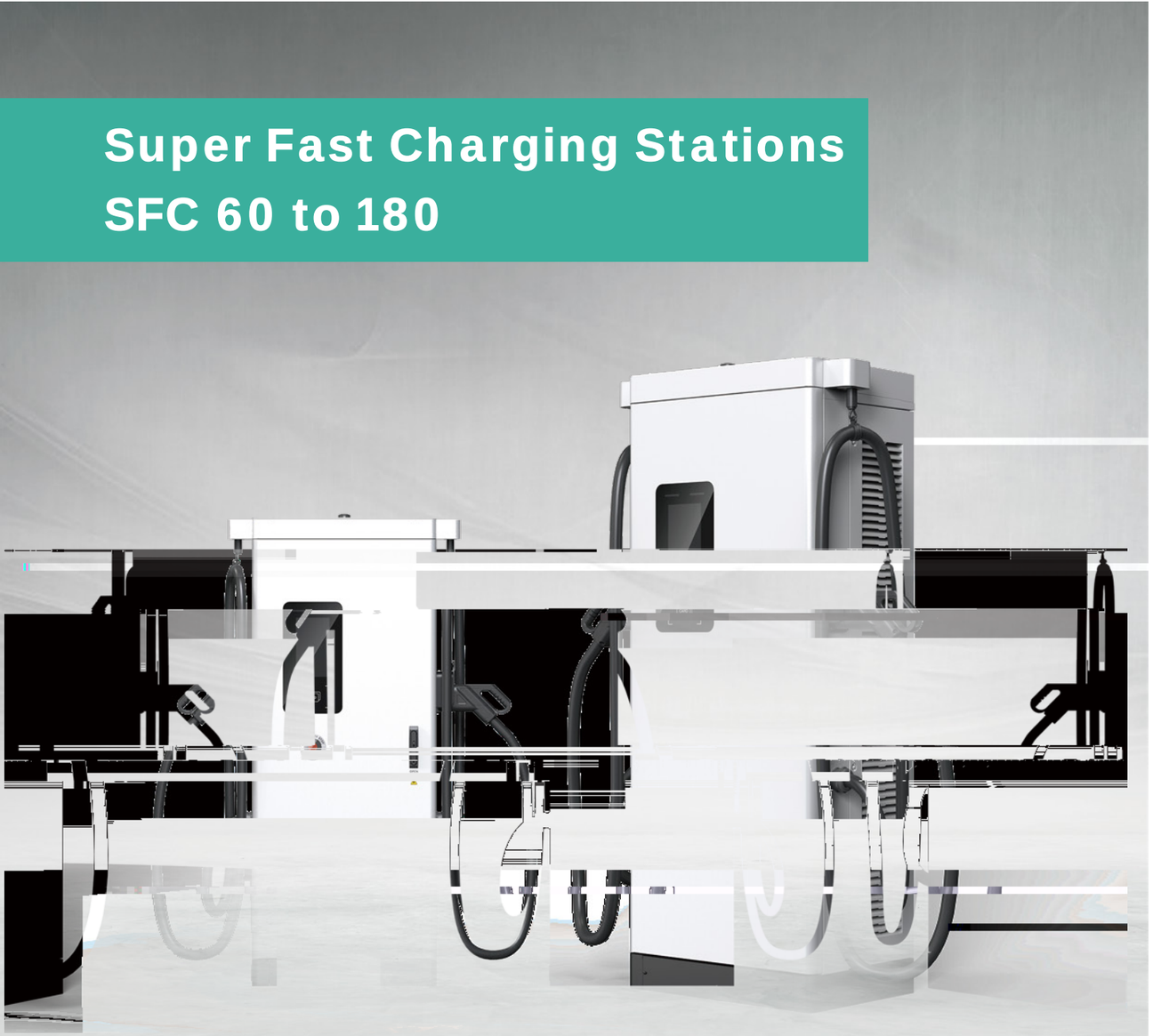

Fast charging

Safe & efficient

Intelligent operation & Maintenance

Flexible expansion

AC Input	
	> >
DC Output	
	⩽
	⩽
	⩾
	⩽
Working Environment Conditions	
	⩽
Function	
Appearance	

Super Fast Charging Stations
SFC 150

Fast charging

Safe & efficient

High-grade protection

Flexible efficient

AC Input	
	⩾
DC Output	
	⩽
	⩽
	⩾
	⩽
Working Environment Conditions	
	⩽
Function	
Appearance	

AC Input	
	⩾
DC Output	
	⩽
	⩽
	⩾
	⩽
Working Environment Conditions	
	⩽
Function	
Appearance	

Split Type
Super Fast Charging Stations

Liquid cooling supercharging

Flexible allocation

Intelligent operation & maintenance

Safe & efficient

AC Input				
	⩾			
DC Output				
	⩾			
	⩽			
Working Environment Conditions				
	⩽			
Function				
Appearance				

20 kW Charging Module

Wide constant power range

State grid unified size

Flexible expansion

Intelligent control

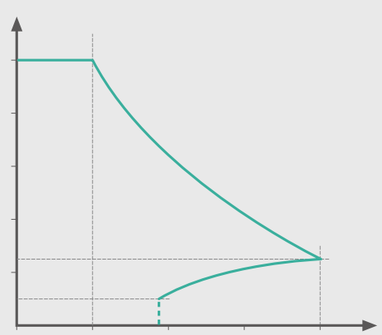

AC Input	
	<
	> >
	<
DC Output	
	⩽
	⩽
	⩽
	⩽
	⩽
Monitor	
Working Environment Conditions	
	⩽ >
Product Reliability and Safety	
Alarm and Protection	
Dimensions and Weight	

20 kW Charging Module



Low voltage and high current

High power density

Flexible expansion

Intelligent control

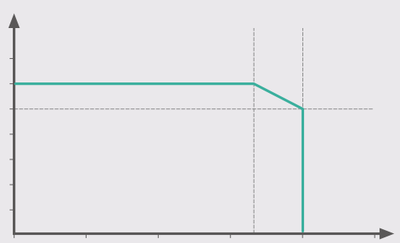

AC Input	
	<
	> >
	<
DC Output	
	⩽
	⩽
	⩽
	⩽
	⩽
Monitor	
Working Environment Conditions	
	⩽ >
Product Reliability and Safety	
	>
Alarm and Protection	
Dimensions and Weight	

20 kW Charging Module



Low voltage and high current

High power density

Flexible expansion

Intelligent control

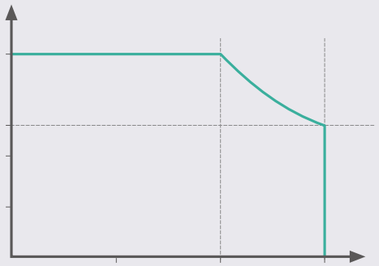

AC Input	
	<
	> >
	<
DC Output	
	⩽
	⩽
	⩽
	⩽
	⩽
Monitor	
Working Environment Conditions	
	⩽ >
Product Reliability and Safety	
	>
Alarm and Protection	
Dimensions and Weight	

30 kW Charging Module

[redacted]110631181 169.re14oo1ln88 Over /Under Voltage Pr(tectionre7271599 7 849.8489 169.re15.o1Autor



60 kW Charging Module



AC Input	
	<
	⩾
DC Output	
	⩽
	⩽
	⩽
	⩽
	⩽
Monitor	
Working Environment Conditions	
	⩽
Product Reliability and Safety	
	>
Alarm and Protection	
Dimensions and Weight	

25 kW Charging Module



DC Input	
	<
DC Output	
	⩽
Monitor	
Working Environment Conditions	
Product Reliability and Safety	
Alarm and Protection	
Dimensions and Weight	

Charger Communication Control Unit (CCU)

Input voltage:	—			
Interface parameters:	—	—	—	—
	—	—	—	

Charger Telematics Control Unit (TCU)



Input voltage:	—		
Storage chip:	—		—
	—		
Interface parameters:	—	—	—
	—	—	

Charger Protocol Converter (PLC)



R&D CAPABILITY

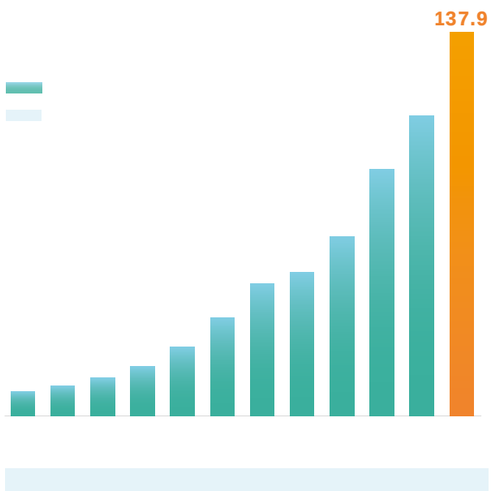

-
-
-
-
-

-
-
-
-
-

Charging standards:	—	Communication port:	—
Electricity supply:	—	Dimension:	—
	—		
Working power consumption:	— <	Range of working temperature:	—

ODM
OEM